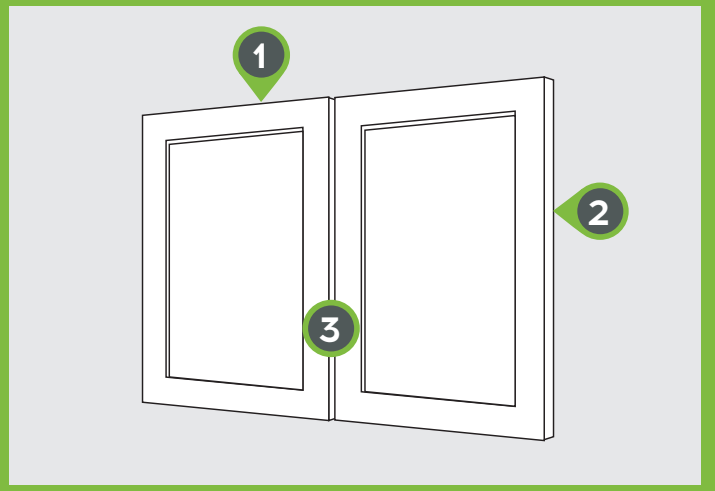



All of our hinges are 6-way adjustable that allows fine tuning in 3 dimensions:

- 1** Up and down - for door alignment
- 2** In and out - adjusts space between door and cabinet
- 3** Side to side - adjusts gap between two doors.



Framed Cabinet Hinges

Center Screw:
Loosen screw to move door up and down




Back Screw:
Turn screw to move the door in and out

Front Screw:
Turn screw to move the door side to side

Frameless Cabinet Hinges

Hinge Plate Screws:
Loosen screw to move door up and down



Back Screw:
Turn screw to move the door in and out

Front Screw:
Turn screw to move the door side to side